

 wireless services

SMS Outbound

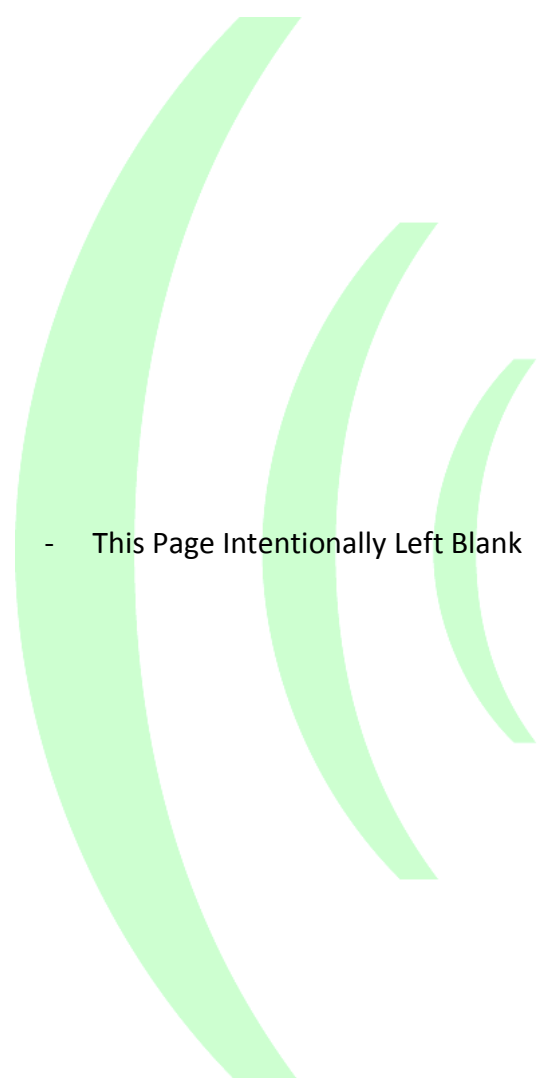
SMTP interface - v1.1



Table of contents

1.	Version history	5
2.	Conventions	5
3.	Introduction	6
4.	Gateway connection	7
4.1	E-mail message format	7
4.2	Header section	7
4.3	Body section.....	8
5.	Header parameters.....	9
5.1	Version (VERSION)	10
5.2	Username (UID)	10
5.3	Password (PWD).....	10
5.4	Authentication type (AUTHTYPE).....	10
5.5	Authentication timestamp (AUTHTIME).....	11
5.6	Originator (O).....	12
5.7	Numeric originator (ONUM)	12
5.8	Test request (TEST)	12
5.9	Reply confirmation (REPLY)	13
5.10	Scheduled delivery (DATE).....	13
5.11	Scheduled delivery date format (DATEFORMAT)	13
5.12	Notification request (NOT)	14
5.13	Notification type (NOTTYPE).....	14
5.14	Batch identifier (BATCHID).....	15

5.15	Message identifier (MSGID)	15
5.16	Concatenation (CONCAT)	15
5.17	Validity (VAL)	16
5.18	Data coding scheme (DCS)	16
5.19	Protocol identifier (PID)	17
6.	Gateway response	18
6.1	Successful request (0XX)	18
6.2	Rejected request (100 – 199)	18
6.3	Internal error (200)	19
7.	Example request / response	20
8.	Contact details	21
9.	References	22
10.	Appendix A: Result codes	23

Three large, light green curved lines of increasing size from left to right, centered on the page.

- This Page Intentionally Left Blank -

1. Version history

Date	Changes
October 16, 2006	Initial release
November 8, 2006	Parameter DATEFORMAT added and DATE description updated


2. Conventions

The key words "MUST", "MUST NOT", "REQUIRED", "SHALL", "SHALL NOT", "SHOULD", "SHOULD NOT", "RECOMMENDED", "MAY", and "OPTIONAL" in this document are to be interpreted as described in [RFC 2119](#).

3. Introduction

This document is intended for developers who are responsible for the implementation of the SMTP connection with the SMS/MMS gateway of Wireless Services.

Chapter 4 contains the necessary information for sending formatted e-mail messages to the gateway. All available SMTP request parameters are discussed in detail in chapter 5. The gateway response is explained in chapter 6, followed by an example SMTP request and response in chapter 7.



4. Gateway connection

The connection details for using the interface described in this document are listed in the table 4.1.

Destination e-mail address		
sms@wireless-services.nl		

Table 4.1 – Connection details for SMTP

4.1 E-mail message format

To send SMS messages using the SMTP interface, the client has to send a specially formatted e-mail message to the e-mail address in table 4.1. The preferred Content-Type for the message body is **text/plain**. The body of the e-mail message **MUST** contain a header section and a body section.

4.2 Header section

The header section contains name/value pairs to specify account information and SMS details. Each line is terminated with a carriage return and line feed, written as `\r\n`. The general format is as follows:

```
NAME=VALUE\r\n  
NAME=VALUE\r\n  
NAME=VALUE\r\n
```

All defined parameters are discussed in chapter 5.

Please note that all SMS related parameters will apply to all messages in the body section.

4.3 Body section

The body section contains the recipient number(s) and the body of the SMS message(s). An unlimited amount of recipients can be added to the e-mail body, each on their own line. Each line is terminated with a carriage return and line feed, written as `\r\n`. The general format is as follows:

```
[RECIPIENT]=MESSAGE\r\n  
[RECIPIENT]=MESSAGE\r\n
```

The recipient number should be in international format (e.g. +447123456789) with or without leading + sign. The only exceptions to this rule are Dutch mobile numbers. These can also be specified in national format (e.g. 0612345678) and are automatically converted to international format by the gateway.

If the client wishes to use newlines in the message text, these SHOULD be written as the string `"\n"`.

Example:

```
[+31611111111]=This is line 1\nThis is line two\r\n  
[+31622222222]=This message is on one line\r\n
```


5. Header parameters

In this chapter all available header parameters will be discussed. The parameter names are case-sensitive. They MUST be written in uppercase letters.

The following parameters are defined:

Parameter	Mandatory	Description	Paragraph
VERSION	Yes	Interface version	5.1
UID	Yes	Username of the client's account	5.2
PWD	Yes	Password	5.3
AUTHTYPE	No	Authentication type	5.4
AUTHTIME	No	Authentication timestamp	5.5
O	No	Originator	5.6
ONUM	No	Numeric originator	5.7
TEST	No	Test request	5.8
REPLY	No	Reply confirmation	5.9
DATE	No	Scheduled delivery	5.10
DATEFORMAT	No	Scheduled delivery date format	5.11
NOT	No	Notification request	5.12
NOTTYPE	No	Notification type	5.13
BATCHID	No	Batch identifier	5.14
MSGID	No	Message identifier for logging purposes	5.15
CONCAT	No	Concatenation	5.16

VAL	No	Validity	5.17
DCS	No	Data coding scheme	5.18
PID	No	Protocol identifier	5.19

Table 5.1 – SMTP header parameters

Each parameter is described in the next paragraphs.

5.1 Version (VERSION)

The version parameter specifies the interface version the client is using. The current version number described in this document is **1.1**. Clients **MUST** specify this version number as the value of the parameter.

Default value	1.0
Value range	1.0 – 1.1

Parameter properties

5.2 Username (UID)

To authenticate the client, the username of the client’s account must be specified. The account details are sent to the client by our Support department.

5.3 Password (PWD)

To authenticate the client a password must be supplied. The value of this parameter depends on the used encryption mechanism (see 5.4).

5.4 Authentication type (AUTHTYPE)

The client can choose several encryption mechanisms for authentication. When **plaintext** (default) is used, the client’s password is transmitted as normal text in the PWD parameter.

To provide a higher level of security and prevent the password from being visible in the request, the encryption mechanisms **md5** and **sha1** can be used. The input for these encryption functions is the client's account password and the current timestamp, *AUTHTIME* (see 5.5). The output is a 32-character hexadecimal string for MD5 or a 40-character hexadecimal string for SHA1. The computation of the *PWD* parameter is as follows:

$PWD = MD5(\langle password \rangle \langle timestamp \rangle)$
 $PWD = SHA1(\langle password \rangle \langle timestamp \rangle)$

Example:

password=as4bY3
timestamp=1160989330

MD5=7b04fa4523a238b89af4ad63acaa3b00
SHA1=b0d94617b5c49c0284e5983cbfb4355ac64eb654

Many programming languages have built-in functions for MD5 and SHA1 encryption. For more information about these encryption mechanisms, please see [RFC1321](#) (MD5) and [RFC3174](#) (SHA1).

Default value	plaintext
Value range	plaintext / md5 / sha1

Parameter properties

5.5 Authentication timestamp (AUTHTIME)

When the client uses MD5 or SHA1 authentication, the gateway needs to verify the calculated value in the *PWD* parameter with the client's password stored in the database. Therefore, the value of the timestamp used by the client to calculate this value **MUST** be transmitted in the *AUTHTIME* parameter. The gateway will perform the same calculation as the client and rejects the request if the results do not match.

The timestamp is specified as a UNIX timestamp, which is the number of elapsed seconds since January 1st, 1970 00:00:00. It is important to note that the gateway will reject requests if the timestamp provided is more than 12 hours earlier or later than the

current timestamp. This means that if the internal clock of the client's server is off by more than 12 hours, the request will be rejected.

Default value	None
Value range	12 hours from current time

Parameter properties

5.6 Originator (O)

The originator of the SMS message can be a numeric or alphanumeric string which will be displayed by the handset as the sender of the message. In case of a numeric originator, the maximum length is 16 digits. Alphanumeric originators have a maximum length of 11 characters.

Default value	Account default
Maximum length	11 characters or 16 digits

Parameter properties

5.7 Numeric originator (ONUM)

In case the originator is numeric, this parameter specifies whether the number is an international number or national shortcode. International numbers are displayed on the handset with a leading + character. If the client specifies a national shortcode as originator, this parameter should be given a value of 1.

Default value	0 (international number)
Value range	0 – 1

Parameter properties

5.8 Test request (TEST)

For testing purposes, this parameter can be used to simulate a request. In test mode, the gateway verifies all parameters but does not send any SMS messages. The gateway will return the same response in test mode as in normal mode.

Clients **MUST NOT** use this parameter to send large volumes of test requests.

Default value	0
Value range	0 – 1

Parameter properties

5.9 Reply confirmation (REPLY)

By default, the gateway will send a reply e-mail containing the result code per recipient. The format of the reply e-mail is described in chapter 6.

Default value	1
Value range	0 – 1

Parameter properties

5.10 Scheduled delivery (DATE)

Messages can be scheduled for delivery at a future date/time. The parameter value depends on the value of the DATEFORMAT parameter (see 6.13). The gateway will queue the scheduled messages and delivers them at the specified timestamp.

Default value	Immediate delivery
Examples	cet: 2007-02-20 09:15:00 relative: 30 unix: 1162983334

Parameter properties

5.11 Scheduled delivery date format (DATEFORMAT)

The scheduled delivery timestamp (see 5.10) can be specified in different formats. The default value is **cet**, where the timestamp is specified as YYYY-MM-DD HH:MM:SS and indicates a timestamp in Central European Time format. The value **relative** means the timestamp is specified in seconds from the time the message is delivered to the gateway, whereas the value **unix** means the timestamp is specified in UNIX seconds since Jan 1st, 1970 at 00:00.

Default value	cet
Value range	cet / relative / unix

Parameter properties

5.12 Notification request (NOT)

For each sent SMS message the client can request a delivery notification. Delivery notifications are used to track the status of an SMS message. Each received notification will be automatically forwarded to the client via HTTP, SMTP, UCP, SMPP, CIMD2 or TCP. Notifications are enabled upon request only because of the necessary configuration details for the delivery to the client's system.

Default value	0
Value range	0 – 1

Parameter properties

5.13 Notification type (NOTTYPE)

When notifications are requested, this parameter defines which types of notifications are forwarded to the client. The following values can be specified:

Value	Type	Description
1	Accepted	Message accepted by destination SMSC
2	Buffered	Message buffered in destination SMSC for later delivery
4	Delivered	Message successfully delivered on the handset
8	Undelivered	Message could not be delivered to the handset

Table 5.2 - Description of the NOTTYPE values

A combination of values is also possible. If the client wants to request buffered and delivered notifications, a value of 6 should be specified. This is the sum of the buffered and delivered value.

Default value	12 (delivered + undelivered)
----------------------	------------------------------

Value range	1 – 15
--------------------	--------

Parameter properties

5.14 Batch identifier (BATCHID)

Client can use a unique batch identifier to prevent duplicate deliveries of the same message. Certain network conditions can trigger a timeout when waiting for the gateway response while the message is already processed and sent by the gateway. If the client's application will retry the same request again, the message will be delivered multiple times to the specified recipient(s). When using a batch identifier, the gateway will check if the identifier has been used before. If so, the request will be rejected and no messages will be sent.

Default value	None
Maximum length	50 characters

Parameter properties

5.15 Message identifier (MSGID)

The message identifier is used for logging purposes and reporting. Clients can use message identifiers to separate different applications or customers in reports.

Default value	None
Maximum length	32 characters

Parameter properties

5.16 Concatenation (CONCAT)

An SMS message can contain a maximum of 160 characters (text messages) or 140 bytes (binary messages). Current handsets support a feature called concatenation, where longer messages are sent using multiple SMS messages. The handset reconstructs the original message by concatenating all messages together. This is especially useful for sending text messages which exceed the 160 character limit.

If no concatenation is used (default value), the gateway will truncate text messages longer than 160 characters. The client can specify a value of **1** if concatenation is

required. In this case, the gateway will automatically split the message into multiple single messages which are then sent and reassembled by the handset.

Default value	0 (no concatenation)
Value range	0 – 1

Parameter properties

5.17 Validity (VAL)

The validity parameter, specified in seconds, determines how long an SMS message will be stored in the SMSC if the message cannot be delivered immediately (e.g. phone switched off). The SMSC will try to deliver the message using an operator defined retry scheme. After the specified validity period the SMSC will automatically delete the message from the queue and delivery to the handset will not take place.

Default value	172800 (2 days)
Value range	120 – 604800

Parameter properties

5.18 Data coding scheme (DCS)

The data coding scheme defines the type of the message data. The default value is used for text messages. The client needs to specify the correct value for binary messages. This parameter can also be used to send Flash messages. The content of a Flash message is displayed immediately on the screen of the handset without user intervention. This can be useful in situations where the recipient needs to read the message with minimal user action.

For more information about the values and their meaning, please refer to [GSM 03.38].

Default value	0
Value range	0 – 255
Well-known values	4 = Binary message 8 = UCS2 message 16 = Flash message


Parameter properties

5.19 Protocol identifier (PID)

For more information about the values and their meaning, please refer to [GSM 03.40].

Default value	0
Value range	0 – 255
Well-known values	65 = Replace SMS #1 66 = Replace SMS #2 67 = Replace SMS #3 68 = Replace SMS #4 69 = Replace SMS #5 70 = Replace SMS #6 71 = Replace SMS #7

Parameter properties

Three large, light green curved lines that sweep from the bottom left towards the top right, positioned below the table and the text "Parameter properties".

6. Gateway response

Each SMTP request from the client can be answered by a reply e-mail from the gateway (see 5.9). This reply e-mail will contain a body section only. The format of this section is as follows:

```
[recipient]=[3-digit result code],[additional information]
```

The possible result codes and their general meaning are as follows:

Result code	General meaning
0XX	Successful request, a total of XX SMS messages per recipient were sent
100 – 199	Rejected request
200	Internal error

Table 6.1 – Overview of result codes

6.1 Successful request (0XX)

If the request is successful, the gateway will return the amount of SMS messages sent per recipient. The additional information contains a unique identifier for this message. Clients can specify their own unique identifier by using the *BATCHID* parameter (see 5.14). If omitted, the gateway will generate a unique identifier of 40 characters. A hyphen and 4-digit message sequence number will be appended to the unique identifier. When the client requests delivery notifications (see 5.12), each generated notification will also contain the same identifier enabling clients to link the notification to the original message.


6.2 Rejected request (100 – 199)

A message can be rejected if parameters are either missing or invalid or if account settings do not permit the client to send messages. Rejected requests **MUST NOT** be retried by the client system, for as the same request will lead to the same result.

The additional information will contain a textual description of the error. For an overview of all rejected result codes and their description, please refer to Appendix A.

6.3 Internal error (200)

Internal errors are very rare and can occur in case of database connectivity problems. When a client receives an internal error, it SHOULD retry the same request after an interval of approximately 5 seconds to prevent flooding the server with requests.



7. Example request / response

Below is an example SMTP request for sending the message *Test Message!* to two recipients *+31611111111* and *+31622222222*. The originator of the message is *My Company*.

```
From: my.email@company.com  
To: sms@wireless-services.nl  
Subject: SMS message
```

```
UID=username\r\n  
PWD=password\r\n  
O=My Company\r\n  
\r\n  
[+31611111111]=Test Message!\r\n  
[+31622222222]=Test Message!\r\n
```

The gateway will respond with the following HTTP response:

```
From: gateway@wireless-services.nl  
To: my.email@company.com  
Subject: RE: SMS message
```

```
[+31611111111]=001,2eb6625c68a75bf2453f251c27494bc6-  
0001\r\n  
[+31622222222]=001,2eb6625c68a75bf2453f251c27494bc6-  
0002\r\n
```

The result codes are 001, indicating that the messages were successfully accepted and that each message was sent using 1 SMS message. The unique identifier for the first message is 2eb6625c68a75bf2453f251c27494bc6-0001 and for the second message 2eb6625c68a75bf2453f251c27494bc6-0002.

8. Contact details

For more information about this specification, please contact our Support department.

Wireless Services B.V.
Newtonlaan 115
3584 BH Utrecht, The Netherlands

Telephone: +31 (0) 30 – 210 6499
Fax: +31 (0) 30 – 210 6666
E-mail: support@wireless-services.nl

9. References

- GSM 03.38 Digital cellular telecommunications system (Phase 2+) (GSM); Alphabets and language-specific information (GSM 03.38 version 7.2.0 Release 1998)
http://pda.etsi.org/pda/home.asp?wki_id=bge4Yh3sFzgmohFdAZM
- GSM 03.40 Digital cellular telecommunications system (Phase 2+) (GSM); Technical Realization of Short Message Service (SMS) (GSM 03.40 version 7.4.0 Release 1998)
http://pda.etsi.org/pda/home.asp?wki_id=nwOi7ha_B68HBBFdsp@W
- MD5 Message-Digest Algorithm 5
<http://www.ietf.org/rfc/rfc1321.txt>
- RFC2119 Key words for use in RFCs to Indicate Requirement Levels
<http://www.ietf.org/rfc/rfc2119.txt>
- SHA1 Secure Hash Algorithm 1
<http://www.ietf.org/rfc/rfc3174.txt>

10. Appendix A: Result codes

Table 10.1 lists all possible result codes which can be returned by the gateway, including the message types they are applicable to.

Result code	Message types	Description
OXX	SMS/MMS	OK, message accepted
100	SMS/MMS	Invalid interface version
101	SMS/MMS	Authentication failed
102	SMS/MMS	Invalid password format
103	SMS/MMS	Invalid authentication timestamp
104	SMS/MMS	Invalid authentication type
105	SMS/MMS	IP address not in whitelist
106	SMS/MMS	Blocked account, please contact support@wireless-services.nl
107	SMS	Notifications not allowed for this account
108	SMS	SMS Outbound not allowed for this account
109	SMS	SMS Outbound Premium not allowed for this account
110	MMS	MMS Outbound not allowed for this account
111	SMS/MMS	Duplicate batch identifier
112	SMS/MMS	No destination number(s) specified
113	SMS/MMS	Invalid destination numbers
114	SMS/MMS	Invalid group name

115	SMS/MMS	Insufficient SMS credits left
116	SMS	Alphanumeric originator too long
117	SMS	Numeric originator too long
118	SMS	Invalid validity
119	SMS	Validity out of range
120	SMS	Invalid data coding scheme
121	SMS	Invalid message class
122	SMS	Invalid protocol id
123	SMS/MMS	Invalid delivery timestamp
124	SMS	Invalid notification request
125	SMS	Invalid notification type
126	SMS	Message too long
127	SMS	Invalid binary user data header
128	SMS	Invalid binary message body
129	SMS	Empty message body
130	SMS	Invalid premium tariff value
131	SMS	Invalid premium operator code
132	SMS	Picture error
133	SMS	Ringtone error
134	MMS	Empty FROM parameter
135	MMS	Invalid SMIL URL
136	MMS	Error fetching URL

137	MMS	Missing required attribute
138	MMS	Maximum ... parts in the message allowed
139	MMS	Maximum size of ... KB exceeded
140	SMS/MMS	XML parse error
141	SMS/MMS	Invalid delivery timestamp format
200	SMS/MMS	Internal error, please try again

Table 10.1: Gateway result codes